

Market Report

August, 2024



L'Solei Hallandale

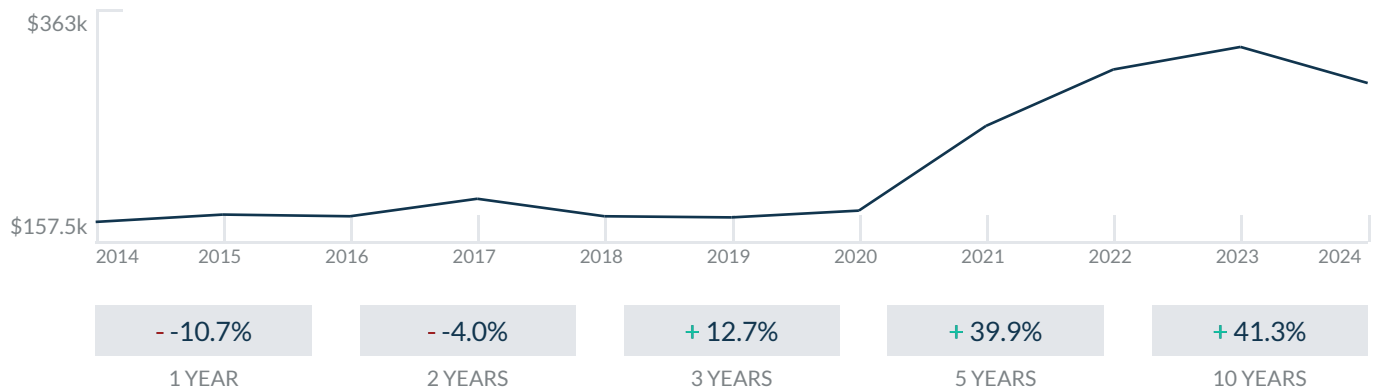
1100 NE 1st Ct
Hallandale Beach, FL 33009

Every month we compile this comprehensive market report focus on L'Solei Hallandale in this convenient and easy to read format. Our data comes from more than six different sources including MLS Associations, County Offices and Financial Institutions. Get this report for free every month on our website soleicondosforsale.com.

Property Stats

POSTAL CODE 33009

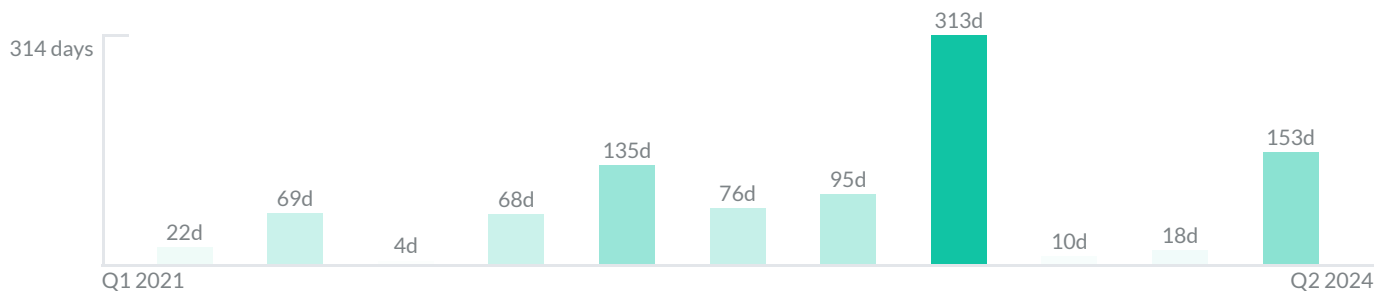
The property stats graph represents the median price evolution since ten years in your postal code area.



Similar Properties

DAYS ON THE MARKET

Everyday 3 months we monitor how many days it takes for similar properties to be sold. This is also a good indicator to know when to buy or sale!

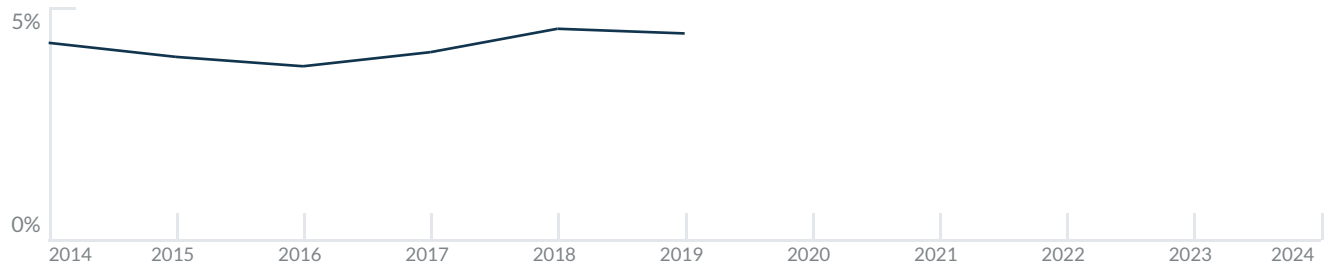


Mortgage Rates

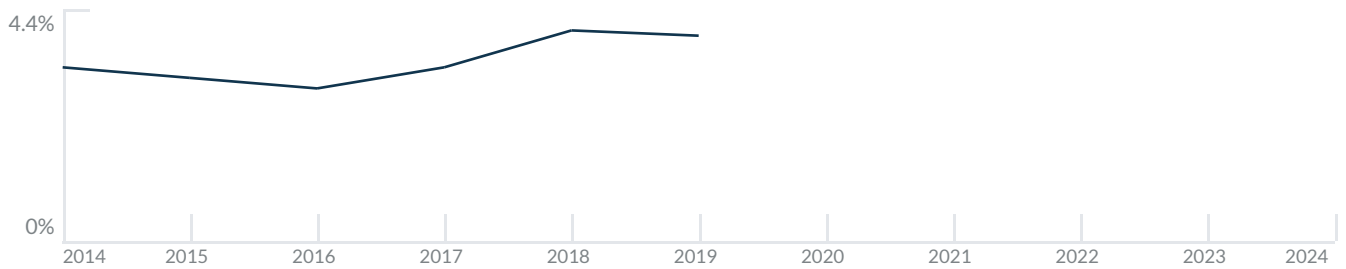
PER YEAR

Understanding mortgage economics is important when you want to buy with a loan. Below is the historical yearly average mortgage rates in the Unites States retrieved from Freddie Mac©

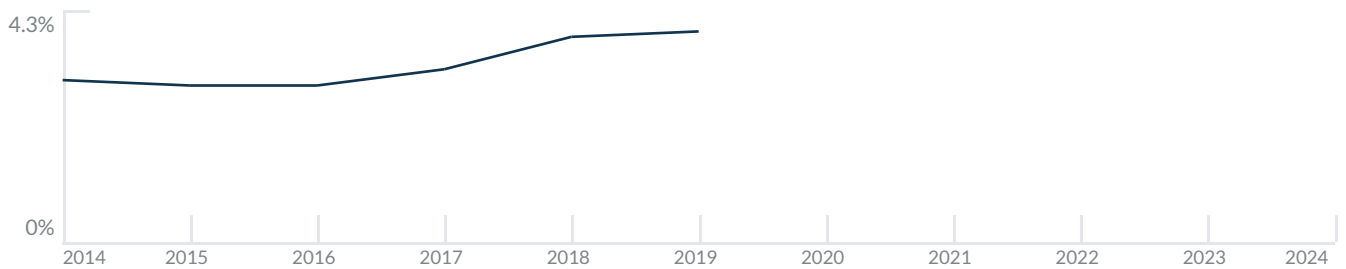
30 YEARS FIXED 4.4%



15 YEARS FIXED 3.9%



5/1-YEAR ADJUSTABLE 3.9%



Schools

CLOSEST

Having good schools nearby is important if you have kids or plan to rent or sell your home. Ratings are retrieved from the leading independent and nonprofit GreatSchools©

ELEMENTARY SCHOOL	MIDDLE SCHOOL	HIGH SCHOOL
Henry Mcneal Turner Learning Academy	Hollywood Academy of Arts and Science Middle School	Stardale High School
1/10	10/10	3/10

Insights

IN L'SOLEI HALLANDALE

Below the average listing prices of available unit per property type.



Activity

SOLD OR RENTED

Below the latest transactions reported by the local MLS Association for L'Solei Hallandale

\$1,500 UNIT 111 RENTED JUL 2024 1 Bath 0 Bed	\$1,600 UNIT 219 RENTED JUL 2024 1 Bath 1 Bed	\$197,500 UNIT 107 SOLD JUL 2024 1 Bath 1 Bed
\$1,600 UNIT 316 RENTED JUN 2024 1 Bath 1 Bed	\$1,700 UNIT 319 RENTED APR 2024 1 Bath 1 Bed	\$1,700 UNIT 216 RENTED MAR 2024 1 Bath 1 Bed

Sold

LAST 20 PROPERTIES SOLD IN L'SOLEI HALLANDALE

Unit	Price	Beds/Baths	\$/Sqft	Sqft	Buying Date	Days on Market
107	\$197,500	1/1	\$300.2	658	Jun 2024	153
306	\$185,000	1/1	\$281.2	658	Nov 2023	9
110	\$197,500	1/1	\$300.2	658	Oct 2023	27
103	\$175,000	1/1	\$271.3	645	Sep 2023	7
211	\$174,999	1/1	\$266.0	658	Aug 2023	13
213	\$185,000	1/1	\$281.2	658	Mar 2023	313
313	\$174,000	1/1	\$264.4	658	Aug 2022	95
102	\$155,000	1/1	\$235.6	658	Jun 2022	16
104	\$165,000	1/1	\$255.8	645	May 2022	61
206	\$165,000	1/1	\$250.8	658	May 2022	3
215	\$155,000	1/1	\$235.6	658	Apr 2022	108
202	\$150,000	1/1	\$228.0	658	Apr 2022	192
201	\$189,000	2/2	\$203.2	930	Mar 2022	267
216	\$140,000	1/1	\$212.8	658	Jan 2022	117
219	\$140,000	1/1	\$212.8	658	Jan 2022	21
119	\$145,000	1/1	\$220.4	658	Nov 2021	68
310	\$140,000	1/1	\$212.8	658	Nov 2021	N/A
312	\$141,000	1/1	\$214.3	658	Sep 2021	4
205	\$140,000	1/1	\$212.8	658	Sep 2021	N/A
110	\$141,000	1/1	\$214.3	658	Jul 2021	N/A

Rented

LAST 20 PROPERTIES RENTED IN L'SOLEI HALLANDALE

Unit	Price	Beds/Baths	\$/Sqft	Sqft	Rented Date	Days on Market
111	\$1,500	0/1	N/A	N/A	Jul 2024	100
219	\$1,600	1/1	\$2.4	658	Jul 2024	25
316	\$1,600	1/1	\$2.4	658	Jun 2024	110
319	\$1,700	1/1	\$2.6	658	Apr 2024	90
216	\$1,700	1/1	\$2.6	658	Mar 2024	30
301	\$2,000	2/2	\$2.2	930	Mar 2024	45
215	\$1,590	1/1	\$2.4	658	Mar 2024	13
206	\$1,600	1/1	\$2.4	658	Feb 2024	54
208	\$1,700	1/1	\$2.6	658	Jan 2024	43
209	\$1,700	1/1	\$2.6	658	Jan 2024	22
105	\$1,675	1/1	\$2.5	658	Dec 2023	71
116	\$1,600	1/1	\$2.4	658	Oct 2023	24
N/A	\$1,550	0/1	\$2.4	658	Sep 2023	27
208	\$1,990	1/1	\$3.0	658	Jun 2023	52
309	\$1,600	1/1	\$2.4	658	Jun 2023	4
216	\$1,800	1/1	\$2.7	658	Apr 2023	12
219	\$1,850	1/1	\$2.8	658	Mar 2023	36
215	\$1,950	1/1	\$3.0	658	Feb 2023	27
308	\$1,690	1/1	\$2.6	658	Dec 2022	49
319	\$1,700	1/1	\$2.6	658	Dec 2022	4

Currently Listed

ACTIVE LISTINGS 1/1

Unit	Price	Beds/Baths	\$/Sqft	Sqft	Listing Date	Owner
106	\$195,000	1/1	\$296.4	658	Jul 2024	N/A
108	\$1,575/mth	1/1	\$2.4	658	May 2024	N/A
108	\$195,000	1/1	\$296.4	658	Jul 2024	N/A
110	\$1,600/mth	1/1	\$2.4	658	Jun 2024	N/A
115	\$1,650/mth	1/1	\$2.5	658	Jul 2024	WOODBRI... WOODBRIDGE...
118	\$1,650/mth	1/1	\$2.6	645	Apr 2024	N/A
204	\$1,600/mth	1/1	\$2.5	645	Jul 2024	N/A
204	\$195,000	1/1	\$302.3	645	Jul 2024	N/A
313	\$1,575/mth	1/1	\$2.4	658	Jul 2024	N/A